

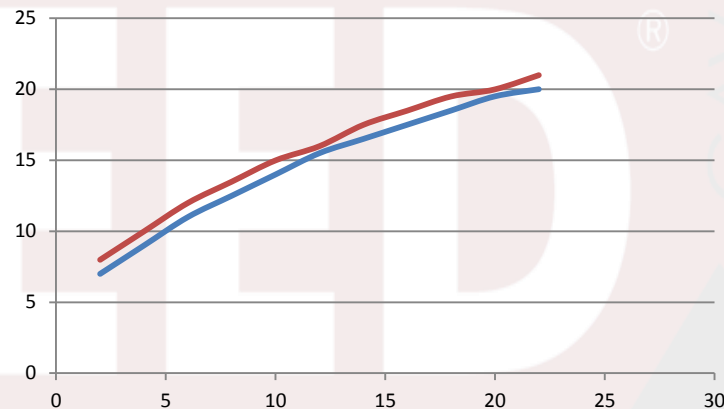

10.05 Resultados en amplitud pélvica de becerras holstein. Penn State 1992.



Video S.D.A.R. 00.00

Table . Median hip width (inches) by month of indicated for Holstein heifers in The National Dairy Heifer Evaluation Project. Penn State 1992.

Age in Months	Minim	Maxim
0	-	-
2	7	8
4	9	10
6	11	12
8	12.5	13.5
10	14	15
12	15.5	16
14	16.5	17.5
16	17.5	18.5
18	18.5	19.5
20	19.5	20
22	20	21
24	-	-



Documento original Monitoring Dairy Heifer. Penn State 1992, Datos en pulgadas.



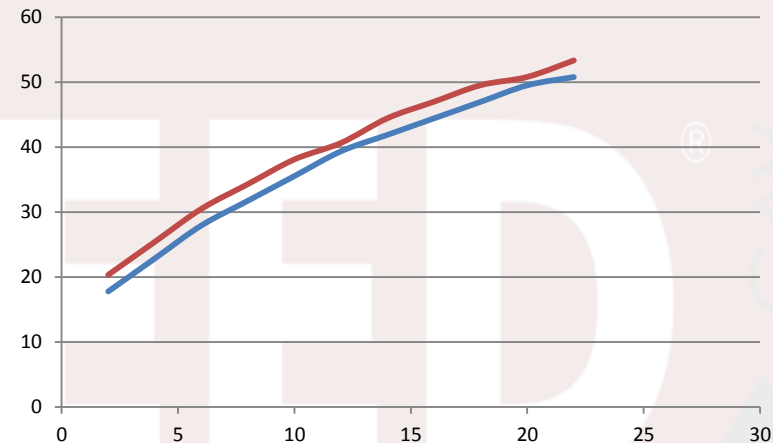
10.05 Resultados en amplitud pélvica de becerras holstein. Penn State 1992.



Video S.D.A.R. 00.00

Table 5. Median hip width(cm) by month of age indicated for Holstein heifers in The National Dairy Heifer Evaluation Project. Penn State 1992.

Age in Months	Minim	Maxim
0	-	-
2	99,1	101,6
4	121,9	124,5
6	129,5	134,6
8	142,2	147,3
10	149,9	154,9
12	162,6	167,6
14	167,6	175,3
16	175,3	182,9
18	180,3	188,0
20	182,9	190,5
22	188,0	195,6



Documento original Monitoring Dairy Heifer. Penn State 1992, Datos en centímetros.
1 pulgada = 2.54 centímetros